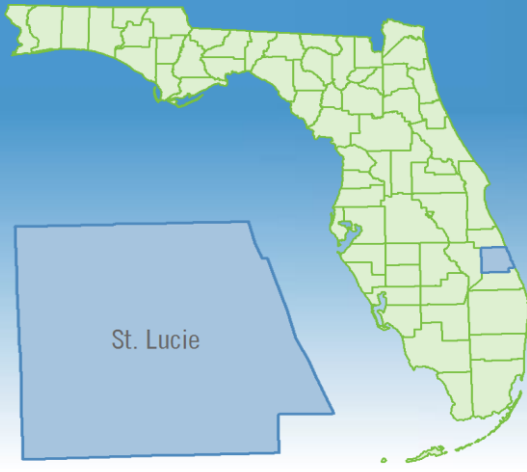


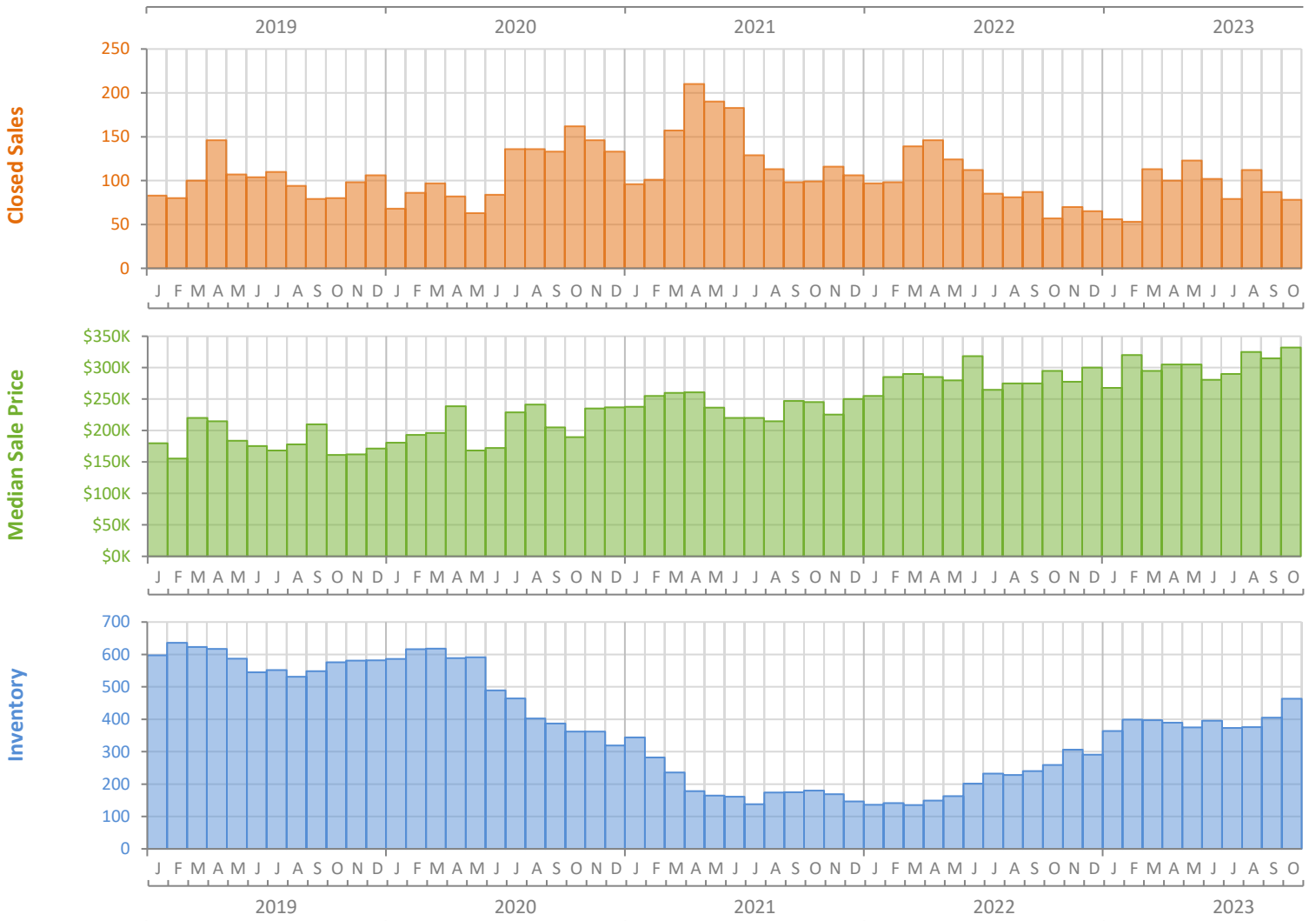
Monthly Market Summary - October 2023

Townhouses and Condos

St. Lucie County



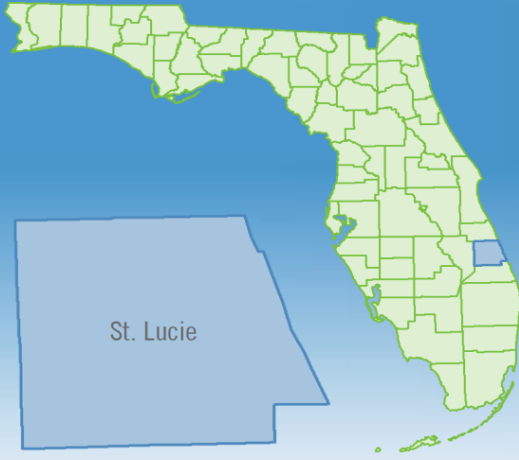
	October 2023	October 2022	Percent Change Year-over-Year
Closed Sales	78	57	36.8%
Paid in Cash	44	28	57.1%
Median Sale Price	\$331,950	\$295,000	12.5%
Average Sale Price	\$377,810	\$335,051	12.8%
Dollar Volume	\$29.5 Million	\$19.1 Million	54.3%
Med. Pct. of Orig. List Price Received	97.1%	94.3%	3.0%
Median Time to Contract	31 Days	26 Days	19.2%
Median Time to Sale	74 Days	66 Days	12.1%
New Pending Sales	76	70	8.6%
New Listings	159	95	67.4%
Pending Inventory	115	115	0.0%
Inventory (Active Listings)	463	259	78.8%
Months Supply of Inventory	5.4	2.5	116.0%



Monthly Distressed Market - October 2023

Townhouses and Condos

St. Lucie County



		October 2023	October 2022	Percent Change Year-over-Year
Traditional	Closed Sales	78	57	36.8%
	Median Sale Price	\$331,950	\$295,000	12.5%
Foreclosure/REO	Closed Sales	0	0	N/A
	Median Sale Price	(No Sales)	(No Sales)	N/A
Short Sale	Closed Sales	0	0	N/A
	Median Sale Price	(No Sales)	(No Sales)	N/A

