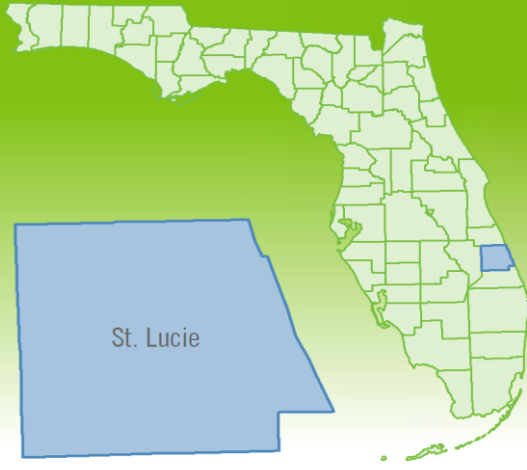


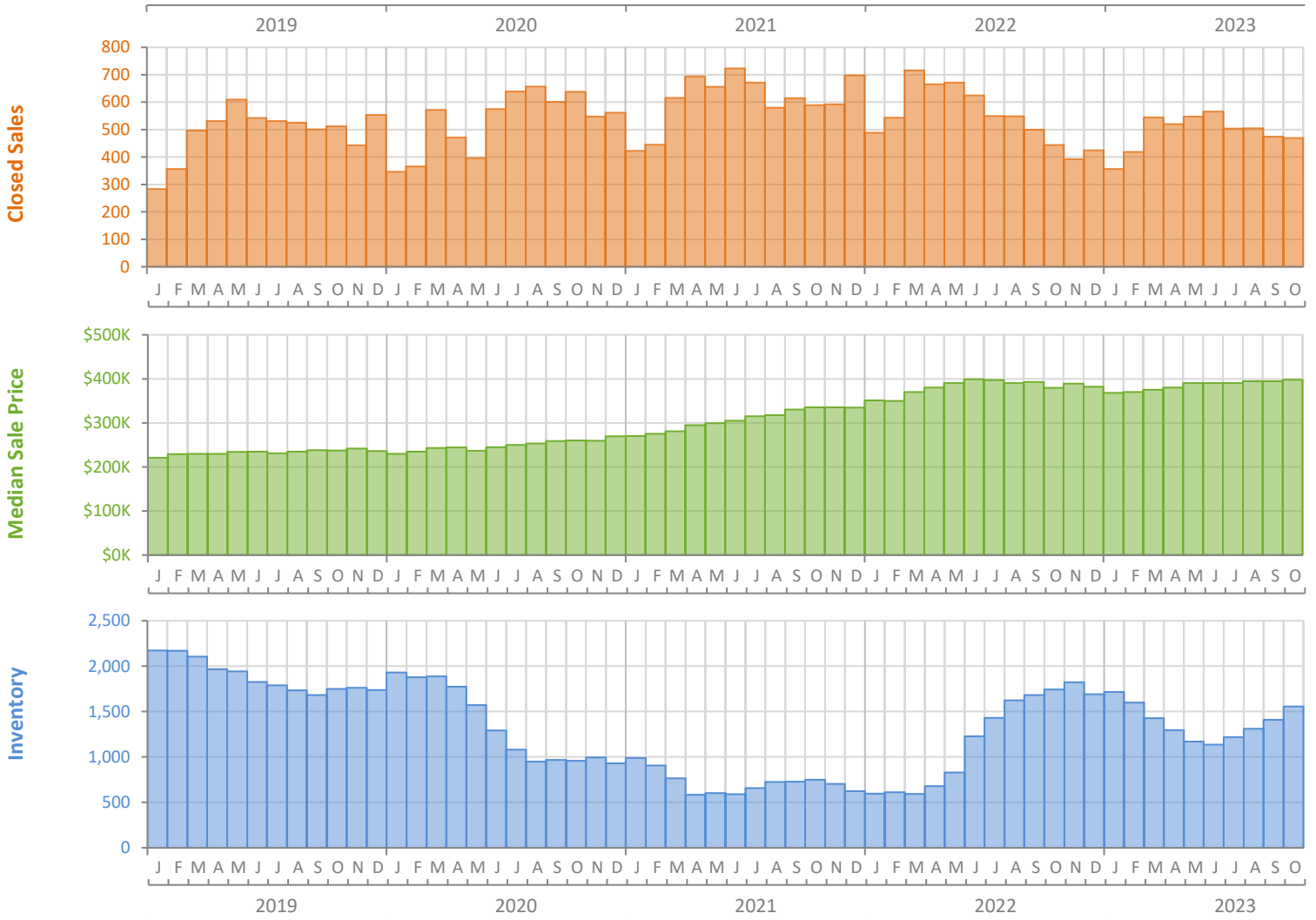
# Monthly Market Summary - October 2023

## Single-Family Homes

### St. Lucie County



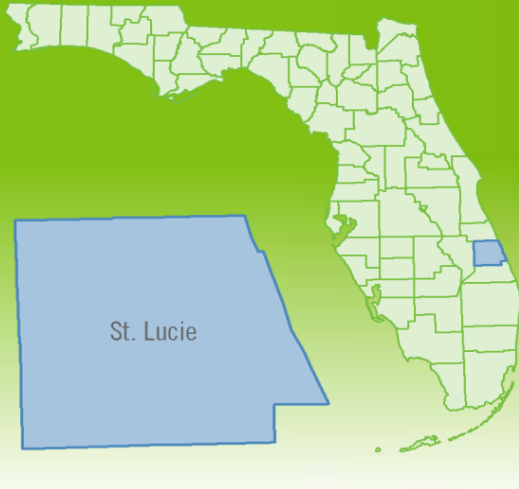
	October 2023	October 2022	Percent Change Year-over-Year
Closed Sales	469	444	5.6%
Paid in Cash	143	112	27.7%
Median Sale Price	\$398,165	\$379,450	4.9%
Average Sale Price	\$419,508	\$386,791	8.5%
Dollar Volume	\$196.7 Million	\$171.7 Million	14.6%
Med. Pct. of Orig. List Price Received	97.5%	97.1%	0.4%
Median Time to Contract	29 Days	24 Days	20.8%
Median Time to Sale	69 Days	68 Days	1.5%
New Pending Sales	440	468	-6.0%
New Listings	665	630	5.6%
Pending Inventory	692	776	-10.8%
Inventory (Active Listings)	1,555	1,744	-10.8%
Months Supply of Inventory	3.3	3.0	10.0%



# Monthly Distressed Market - October 2023

## Single-Family Homes

### St. Lucie County



		October 2023	October 2022	Percent Change Year-over-Year
Traditional	Closed Sales	465	441	5.4%
	Median Sale Price	\$399,000	\$380,000	5.0%
Foreclosure/REO	Closed Sales	4	2	100.0%
	Median Sale Price	\$316,500	\$176,500	79.3%
Short Sale	Closed Sales	0	1	-100.0%
	Median Sale Price	(No Sales)	\$329,500	N/A

